

DAFA DiFoil™

DAFA DiFoil is a part of DAFA AirStop System and is a permeable vapour reatarder used to prevent dry rot, mould and mildew, primarily in external walls and ceiling constructions. The vapour barrier allows periodic condensation moisture to move from one side of the material to the other, but is still tight enough to stop normal vapour pressure.



Warranty.

DAFA offers a function and product warranty for 10 years on all products associated with DAFA AirStop System.

Application

Use the DAFA DiFoil vapour barrier for thermal insulated building elements where there is a risk of summer condensation or other moisture on the external side of the vapour barrier. For example, well-insulated structures exposed to direct sun during the summer can achieve such a high difference in temperature between the outside and the inside that there is a risk of condensation on the vapour barrier. This is a typical phenomenon in holiday homes that are empty for long periods.

The material

DAFA DiFoil consists of a polyethylene (PE) rolled product coated with moisture-absorbent polypropylene (PP) insulation. The material can tolerate direct sunlight for a maximum of three months, and must not be exposed to direct contact with solvent-based wood preservatives.

Advantage

DAFA DiFoil is listed in the database for building products that can be used in Nordic Swan Ecolabelled buildings.



Use of DAFA DiFoil as a vapour barrier in sunlit building elements and structures, susceptible to building moisture effectively ensures protection against mildew, mould and dry rot.

Technical specifications

Length	50 m
Width	1,5 m
Roll width	1,5 m
Vapour tightness, Sd value	Ca. 2 m
Fire classification	E
Color	White
DAFA no.	620026579
EAN nr.	5705636422305

LCA calculation

Product	Unit	GWP-total (A1-A3)	GWP-total (The whole system)
DAFA DiFoil	kg CO2 eq./m ²	0,642	0,699

NEW



Download EPD for DAFA DiFoil here:
www.dafa-build.com/en/epd
 or scan the QR code



Quality assurance

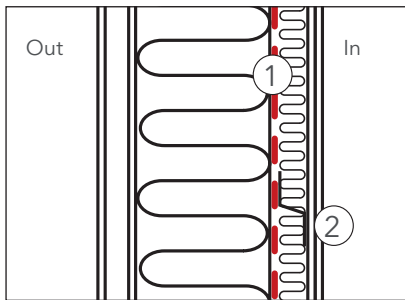
DAFA DiFoil is CE-marked according to EU standard EN 13984



DAFA DiFoil™

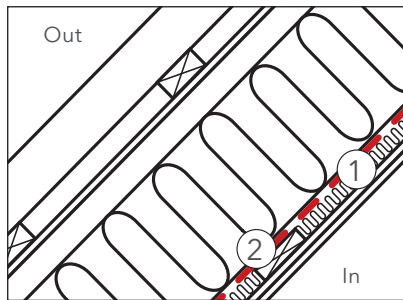
Installation

The vapour barrier must be placed no more than one-third of the way inside the total thermal insulation layer, measured from the warmest side of the insulation layer. The substrate for the ceiling cladding can be installed on top of the vapour barrier with suitable dimensions to enable electrical installation, etc. to be carried out without too many conduits.



General principle - Lightweight exterior steel wall.

1. Attach DAFA DiFoil to the surface of the steel using double-sided adhesive tape.
2. If necessary, Z profiles can be fitted with provision for electrical installations, etc.



General principle - Sloping wall in wooden roof structure.

1. Staple DAFA DiFoil to the wooden substrate.
2. If necessary, boarding can be installed with provision for electrical installations, etc.

Project planning

In the design of innovative and alternative structures, an assessment of the moisture conditions and structure must always be carried out in order to identify the correct vapour barrier solution.

Seal tightness


DAFA DiFoil belongs to the group of permeable vapour barriers with an Sd value of ca. 2 m.

The Sd value's conversion factor to Z value is approximately 5.7.




Mount the vapour barrier foil with 100 mm overlaps and tape with DAFA Hi-tack vapour barrier tape.


A selection of products in DAFA AirStop System



DAFA internal and external corner




DAFA Hi Tack® cable collar



DAFA Duo Foil lining foil




DAFA Hi-tack® vapour barrier tape




DAFA double-sided adhesive vapour barrier tape



DAFA foil adhesive



DAFA rafter shoe collar



DAFA PE lining foil

09/2023

